



Sanjivani Rural Education Society's
Sanjivani Arts Commerce & Science College

At-Sahajanandnagar, Post-Shingnapur, Tal-Kopargaon, Dist-Ahmednagar,
Pin 423 603 [M.S.] Email: sanjivaniacs@gmail.com

Students Satisfaction Survey Report
2022-2023

**Student Satisfaction Survey on Teaching Learning
Process**

Based on 21 questions the feedback was taken from the students of three departments via B.COM, BBA-IB. B.SC & M.SC Total 323 respondents have filled the data through an online Google doc link and the analysis of the responses will be done and the graphs & interpretations were drawn.

Dr. S.A. Bhutada
IQAC Co-ordinator




DR. S.B. Dahikar
Sanjivani Arts Commerce &
Science College, Kopargaon
Principal

1. How much of the syllabus was covered in the class?

323 responses




- 4 - 85 to 100%
- 3 - 70 to 84%
- 2 - 55 to 69%
- 1 - 30 to 54%
- 0 - Below 30%

Interpretation:

76 % respondents agree that syllabus is covered 85 to 100 % & 18.30% agree that syllabus is covered 70 to 84 %.

2. How well did the teachers prepare for the classes?

323 responses



- 4 - Thoroughly
- 3 - Satisfactorily
- 2 - Poorly
- 1 - Indifferently
- 0 - Won't teach at all

Interpretation:

51.4 % respondents are satisfactorily agreed that teachers come with preparation for classes & 44.5 % agreed that teachers come with thoroughly.



3. How well were the teachers able to communicate?

323 responses



- 4 - Always effective
- 3 - Sometimes effective
- 2 - Just satisfactorily
- 1 - Generally ineffective
- 0 - Very poor communication

Interpretation:

63.2 % respondents are agreed that teachers communicate always effective and 28.8% says that they are sometimes effective.

4. The teacher's approach to teaching can best be described as

323 responses



- 4 - Excellent
- 3 - Very good
- 2 - Good
- 1 - Fair
- 0 - Poor


Interpretation:

46.1 % respondents are agreed that teachers approach to teaching is Excellent communicate & 41.5% says that they are very good in teaching approach & 11.5% Says that they are good in teaching approach.



5. Fairness of the internal evaluation process by the teachers.

323 responses



- 4 - Always fair
- 3 - Usually fair
- 2 - Sometimes unfair
- 1 - Usually unfair
- 0 - Unfair

Interpretation:

57.6 % respondent's say that internal evaluation is always fair 30.7 % says that it is usually fair 9% is sometimes unfair.

6. Was your performance in assignments discussed with you?

323 responses



- 4 - Every time
- 3 - Usually
- 2 - Occasionally/Sometimes
- 1 - Rarely
- 0 - Never

Interpretation:

60.4% respondent's say that every time performance in assignment is discussed with them 28.5 % says that it is usually discussed & 9.1% says that it is occasionally /sometimes discussed



7. The institute takes active interest in promoting internship, student exchange, field visit opportunities for students.

323 responses



- 4 - Regularly
- 3 - Often
- 2 - Sometimes
- 1 - Rarely
- 0 - Never

Interpretation:

57% respondents says that institute is regularly active in promoting internship, field visit & 26 % says that it is often. 13.3% says that it is sometimes.

8. The teaching and mentoring process in your institution facilitates you in cognitive, social and emotional growth.

323 responses



- 4 - Significantly
- 3 - Very well
- 2 - Moderately
- 1 - Marginally
- 0 - Not at all

Interpretation:

43.3% respondents says that it is significantly facilitates & 43.3% says that it is very well & 11.1% says that it is moderately.



9. The institution provides multiple opportunities to learn and grow.

323 responses



- 4 - Strongly agree
- 3 - Agree
- 2 - Neutral
- 1 - Disagree
- 0 - Strongly disagree

Interpretation:

48.9% respondents strongly agree that institute provides multiple opportunities to learn & grow & 44% says that they are also agreeing with it. 9.6% says that they are Neutral

10. Teachers inform you about your expected competencies, course outcomes and programme outcomes.

323 responses



- 4 - Every time
- 3 - Usually
- 2 - Occasionally/Sometimes
- 1 - Rarely
- 0 - Never

Interpretation:

60.1% respondents say that teachers every time inform about CO's & PO's & 32% says that they are also usually informed.



11. Your mentor does a necessary follow-up with an assigned task to you.

323 responses



- 4 - Every time
- 3 - Usually
- 2 - Occasionally/Sometimes
- 1 - Rarely
- 0 - I don't have a mentor

Interpretation:

60% respondents says that mentor takes follow-up every time & 29.7% says that they do it usually & 6.8% says that they occasionally takes follow-up.

12. The teachers illustrate the concepts through examples and applications.

323 responses




- 4 - Every time
- 3 - Usually
- 2 - Occasionally/Sometimes
- 1 - Rarely
- 0 - Never

Interpretation:

63.5% respondents say that teachers every time illustrate concept through examples & 29.1% says that they are also usually illustrate & 6.2% says that occasionally.

13. The teachers identify your strengths and encourage you with providing right level of challenges.

323 responses



- 4 - Fully
- 3 - Reasonably
- 2 - Partially
- 1 - Slightly
- 0 - Unable to

Interpretation:

59.8% respondents say that teachers fully identify strengths & encourage students & 31.6 % says that they are reasonably identifying strengths & encourage students & 6.5% says that they are partially.

14. Teachers are able to identify your weaknesses and help you to overcome them.

323 responses



- 4 - Every time
- 3 - Usually
- 2 - Occasionally/Sometimes
- 1 - Rarely
- 0 - Never

Interpretation: 58.2% respondents say that teachers every time help to identify weaknesses & help to overcome it & 28.8% say that they usually help students & 7.1% say that they occasionally help students.



15. The institution makes effort to engage students in the monitoring, review and continuous quality improvement of the teaching learning process.

323 responses



- 4 - Strongly agree
- 3 - Agree
- 2 - Neutral
- 1 - Disagree
- 0 - Strongly disagree

Interpretation:

49.5% respondents are strongly agree & 40.9% respondents are agree that institution makes effort to engage students & 7.4% respondents are Neutral.

16. The institute/ teachers use student centric methods, such as experiential learning, participative learning and problem solving methodologies for enhancing learning experiences.

323 responses



- 4 - To a great extent
- 3 - Moderate
- 2 - Somewhat
- 1 - Very little
- 0 - Not at all

Interpretation:

50.8% respondents say that teachers use student centric methods to a great extent 36.8% says that they are moderate use it & 9.3% says that they are somewhat use it



17. Teachers encourage you to participate in extracurricular activities.

323 responses



- 4 - Strongly agree
- 3 - Agree
- 2 - Neutral
- 1 - Disagree
- 0 - Strongly disagree

Interpretation:

53.6% respondents are strongly agreed that teachers encourage students to participate in extracurricular activities & 37.5% are agreeing & 7.4% Neutral.

18. Efforts are made by the institute/ teachers to inculcate soft skills, life skills and employability skills to make you ready for the world of work.

323 responses



- 4 - To a great extent
- 3 - Moderate
- 2 - Some what
- 1 - Very little
- 0 - Not at all

Interpretation: 54.8% respondents say that efforts of institute / teachers makes to inculcate employability skills to a great extent & 33.4 % says that they are moderately inculcate. 9% respondents say that somewhat inculcate.

19. What percentage of teachers use ICT tools such as LCD projector, Multimedia, etc. while teaching.

323 responses



- 4 - Above 90%
- 3 - 70 - 89%
- 2 - 50 - 69%
- 1 - 30 - 49%
- 0 - Below 29%

Interpretation:

51.4% respondents agree that teachers use above 90% ICT tools while teaching almost 35.9% respondents say that teachers use ICT Tools from 70% to 89 % & by 9.9% respondents says that teachers used ICT tools from 50% to 69 %while teaching.

20. The overall quality of teaching-learning process in your institute is very good.

323 responses



- 4 - Strongly agree
- 3 - Agree
- 2 - Neutral
- 1 - Disagree
- 0 - Strongly disagree



Interpretation:

53.3% respondents strongly agree that overall quality of teaching learning process is very good & 39.9% are agreed that overall quality of teaching learning process is very good. 6.2% respondents are Neutral.

21. Give three observation / suggestions to improve the overall teaching and learning experience in your institution.

- More explanation should be given using modern teaching methods such as showing digital videos.
- The teaching is excellent.
- The teacher should provide detailed information about the subject to assist students grasp it better.
- Good teaching in our institution Attempt to reach out to every student and inquire about their concerns. Use better graphics and visual media to engage students.
- Summarize your progress at the end of each class.
- Overall, satisfactory.
- All professors should be very careful when teaching, for example, and the laboratory should be cleaned every day before and after practical.

