




Sanjivani Rural Education Society's  
**Sanjivani Arts Commerce & Science College**  
At-Sahajanandnagar, Post-Shingnapur, Tal-Kopargaon, Dist-Ahmednagar, Pin 423 603  
[M.S.]Email: sanjivaniacs@gmail.com

---

## Students Satisfaction Survey Report 2020-2021

### Student Satisfaction Survey on Teaching Learning Process

Based on 21 questions the feedback was taken from the students of three departments via B.COM, BBA-IB & B.SC. Total 283 respondents have filled the data through an online Google doc link and the analysis of the responses will be done and the graphs & interpretations were drawn.

  
**Dr. S.A. Bhutada**  
**IQAC Co-ordinator**

IQAC-Co-Ordinator  
Sanjivani Arts, Commerce &  
Science College, Kopargaon

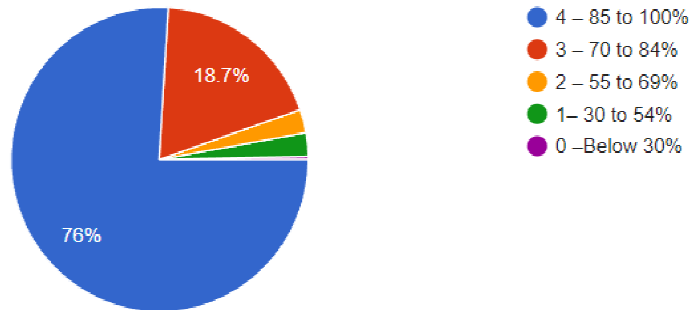


  
**Dr. S.B. Dahikar**  
**Principal**  
**PRINCIPAL**  
Sanjivani Arts, Commerce &  
Science College, Kopargaon

Students Satisfaction Survey 2020-21

1. How much of the syllabus was covered in the class?

283 responses

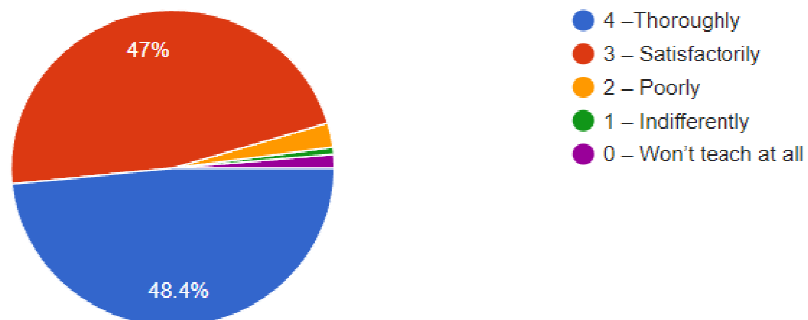


**Interpretation:**

**76 % respondents agree that syllabus is covered 85 to 100 % & 18.7% agreed that syllabus is covered 70 to 84 %.**

2. How well did the teachers prepare for the classes?

283 responses

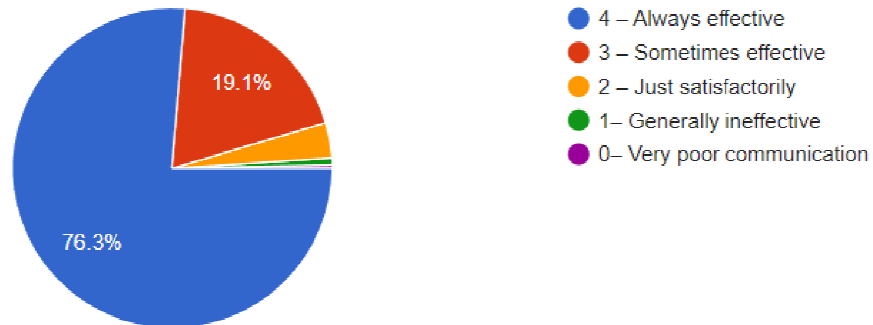


**Interpretation:**

**48.4 % respondents are satisfactorily agreed that teachers come with preparation for classes & 47 % agreed that teachers come with thoroughly.**

### 3. How well were the teachers able to communicate?

283 responses

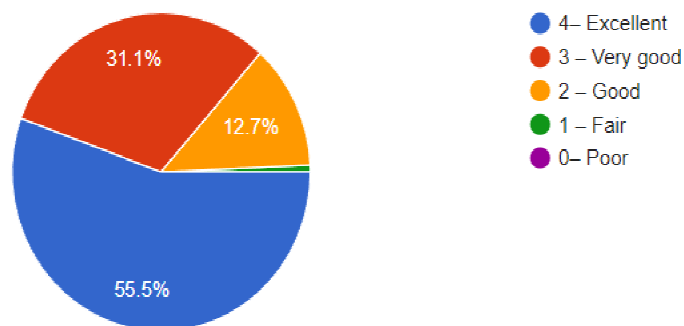


#### Interpretation:

**76.3 % respondents are agreed that teachers communicate always effective and 19.1%& says that they are sometimes effective.**

### 4.The teacher's approach to teaching can best be described as

283 responses

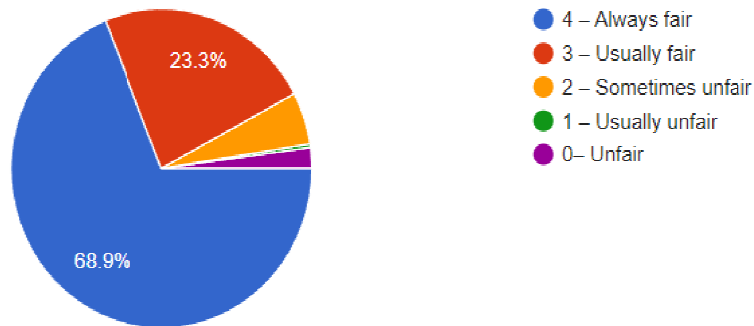


#### Interpretation:

**55.5 % respondents are agreed that teachers approach to teaching is Excellent communicate &31.1%says that they are very good in teaching approach.**

5.Fairness of the internal evaluation process by the teachers.

283 responses

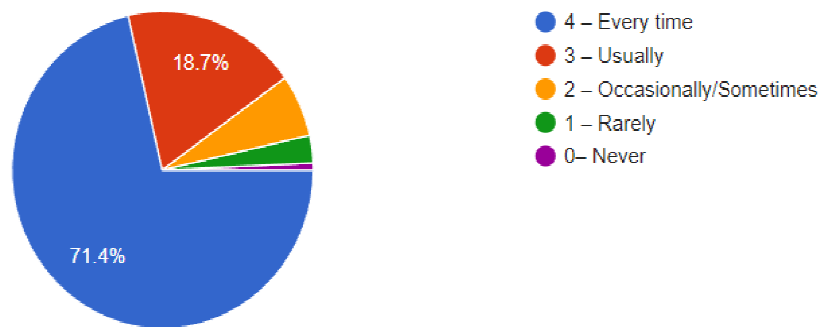


**Interpretation:**

**68.9 % respondent's say that internal evaluation is always fair 23.3 % says that it is Always fair 0.4% is usually unfair**

6.Was your performance in assignments discussed with you?

283 responses

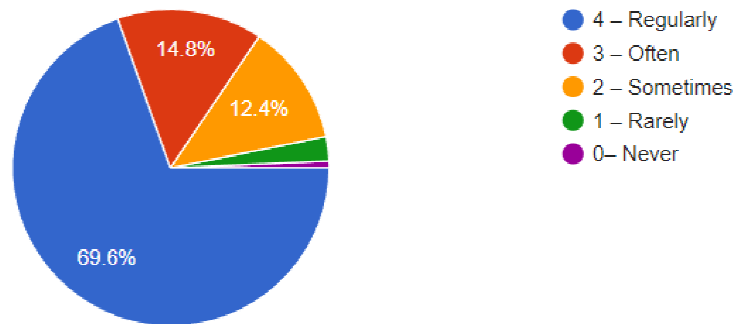


**Interpretation:**

**71.4% respondent's say that every time performance in assignment is discussed with them 18.7 % says that it is usually discussed& 6.4 %says that it is occasionally /sometimes discussed**

7.The institute takes active interest in promoting internship, student exchange, field visit opportunities for students.

283 responses

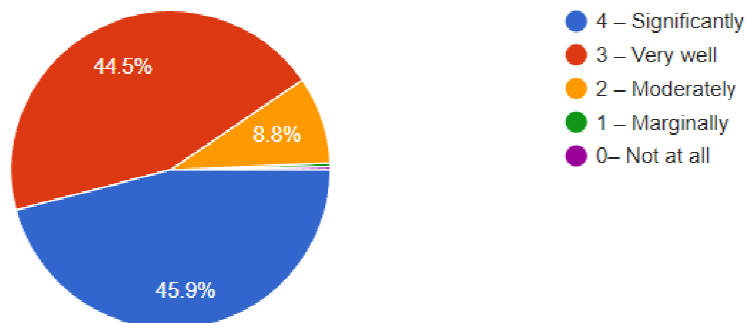


**Interpretation:**

**69.6% respondents says that institute is regularly active in promoting internship, field visit &14.8 % says that it is often.12.4%says that it is sometimes.**

8. The teaching and mentoring process in your institution facilitates you in cognitive, social and emotional growth.

283 responses

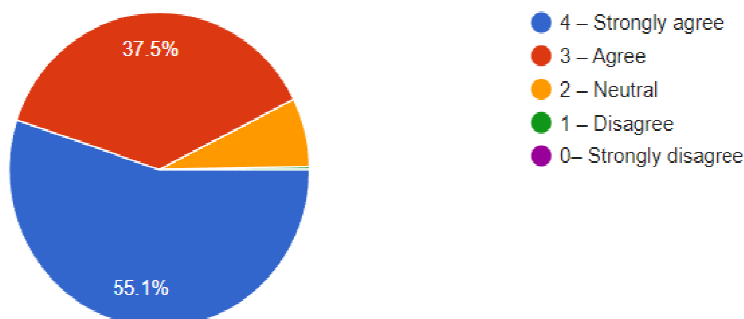


**Interpretation:**

**45.9% respondents says that it is significantly facilitates &44.5% says that it is very well.**

9. The institution provides multiple opportunities to learn and grow.

283 responses

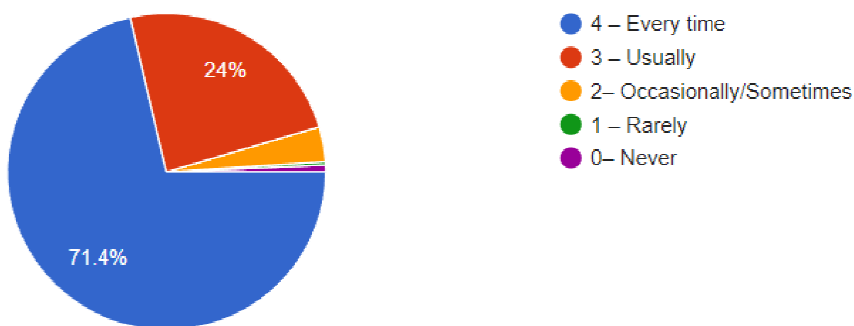


**Interpretation:**

**55.1% respondents strongly agree that institute provides multiple opportunities to learn & grow & 37.5 % says that they are also agreeing with it. 7.1% says that they are Neutral**

10. Teachers inform you about your expected competencies, course outcomes and programme outcomes.

283 responses

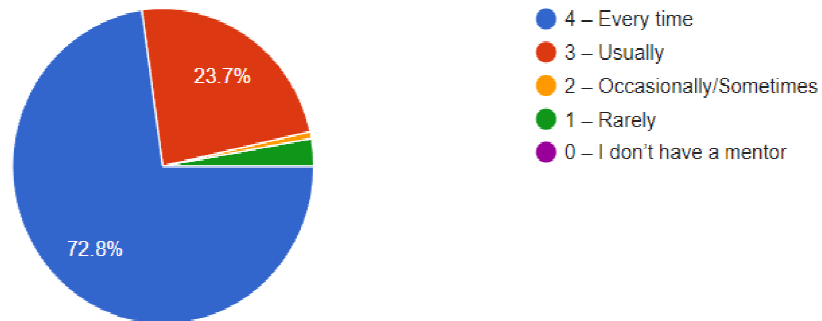


**Interpretation:**

**71.4% respondents say that teachers every time inform about CO's & PO's & 24% says that they are also usually informed.**

11. Your mentor does a necessary follow-up with an assigned task to you.

283 responses

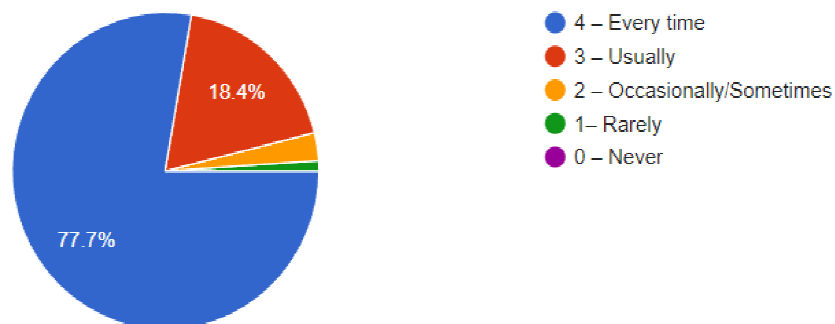


**Interpretation:**

**72.8% respondents says that mentor takes follow-up every time &23.7% says that they do it usually.**

12. The teachers illustrate the concepts through examples and applications.

283 responses

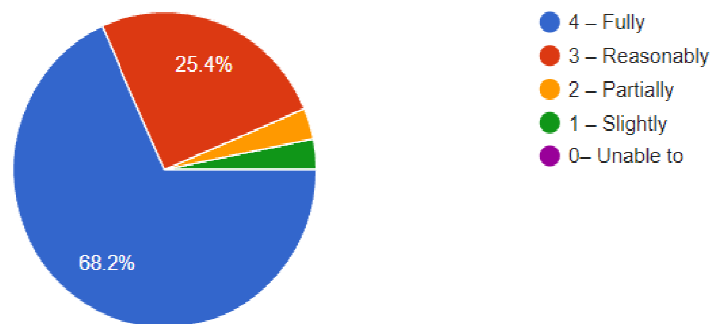


**Interpretation:**

**77.7% respondents say that teachers every time illustrate concept through examples &18.4% says that they are also usually illustrate.**

13. The teachers identify your strengths and encourage you with providing right level of challenges.

283 responses

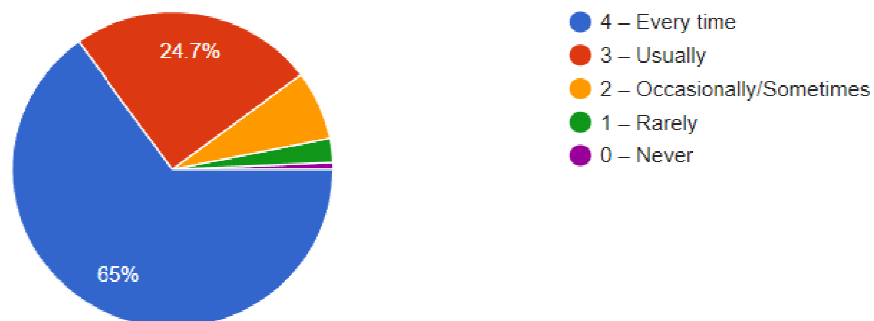


#### Interpretation:

**68%.2 respondents say that teachers fully identify strengths & encourage students & 25.4 % says that they are reasonably identifying strengths & encourage students & 3.2 % says that they are partially.**

14. Teachers are able to identify your weaknesses and help you to overcome them.

283 responses



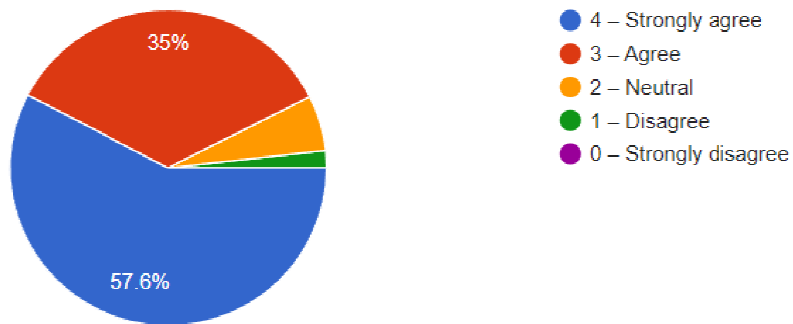
#### Interpretation:

**65% respondents say that teachers every time help to identify weaknesses & help to overcome it &24.7% say that they usually help students &7.1% say that they occasionally /sometimes help students.**



15. The institution makes effort to engage students in the monitoring, review and continuous quality improvement of the teaching learning process.

283 responses

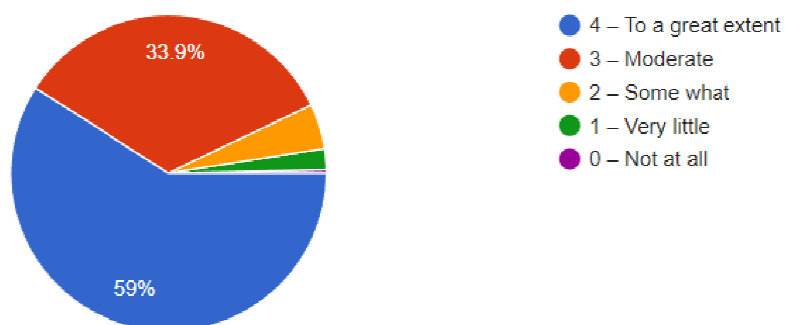


#### Interpretation:

**57.6% respondents are strongly agree & 35% respondents are agree that institution makes effort to engage students & 5.7% respondents are Neutral.**

16. The institute/ teachers use student centric methods, such as experiential learning, participative learning and problem solving methodologies for enhancing learning experiences.

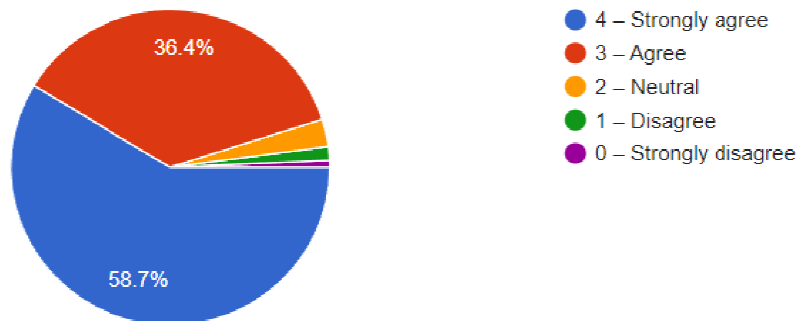
283 responses



**Interpretation: 59% respondents say that teachers use student centric methods to a great extent 36.9% says that they are moderately use it. 4.6% says that they are somewhat use it**

17. Teachers encourage you to participate in extracurricular activities.

283 responses

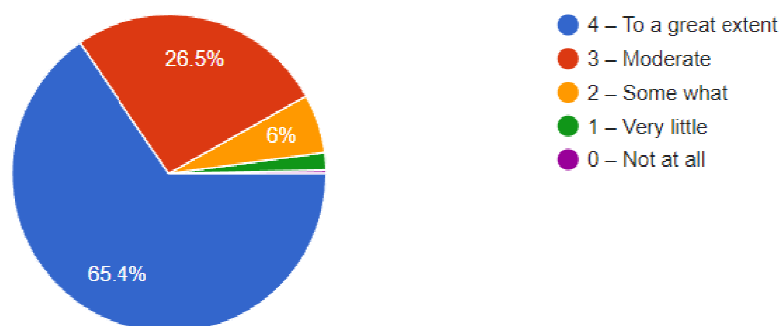


**Interpretation:**

**58.7% respondents are strongly agreed that teachers encourage students to participate in extracurricular activities & 36.4% are agreeing.**

18. Efforts are made by the institute/ teachers to inculcate soft skills, life skills and employability skills to make you ready for the world of work.

283 responses

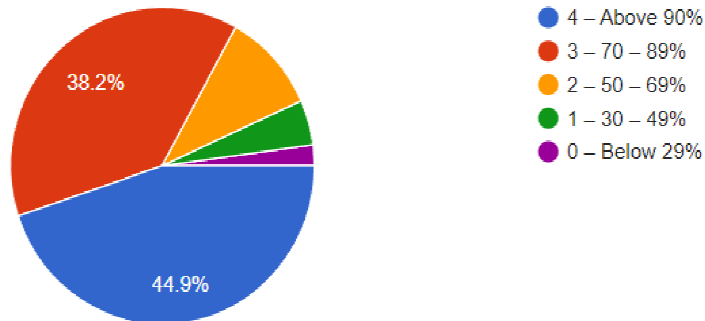


**Interpretation: 65.4% respondents say that efforts of institute / teachers makes to**

**inculcate employability skills to a great extent & 26.5 % says that they are moderately inculcate. 6% respondents say that somewhat inculcate.**

19. What percentage of teachers use ICT tools such as LCD projector, Multimedia, etc. while teaching.

283 responses

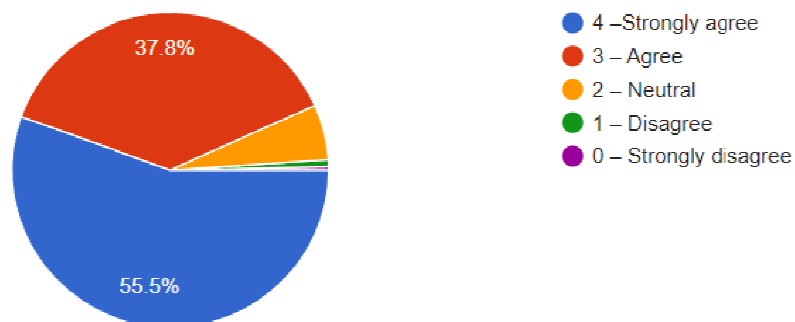


#### Interpretation:

**44.9% respondents agree that teachers use above 90% ICT tools while teaching almost 38.2% respondents say that teachers use ICT Tools from 70% to 89 % & by 10.2 % respondents say that teachers used ICT tools from 50% to 69 % while teaching.**

20. The overall quality of teaching-learning process in your institute is very good.

283 responses



**Interpretation:**

55.5% respondents strongly agree that overall quality of teaching learning process is very good & 37.8% are agreed that overall quality of teaching learning process is very good. 5% respondents are Neutral.

**21. Give three observation / suggestions to improve the overall teaching and learning experience in your institution.**

- Modern ways of teaching, showing digital videos more explanation should be given
- Use of Sanjivani LMS helps in understanding the entire subject very well.
- Teaching is very good.
- Teacher should provide deep information regarding subject topic which help student's better understanding about subject
- Good teaching in our institution
- Try to reach every student and ask for their doubts.
- Use better graphics and visual media to engage students well.
- At the end of each class summarize where you have been."
- Overall good
- Nothing yells
- All the things are best
- All teachers in very properly teaching like example also in teaching
- Practical Teaching
- Laboratory should be cleaned every day before & after practicals are over.